2025

2026-015

2026 4

，

AI “ ”

TOF

. 2

. 8

. 12

. 36

. 51

’ 67

’ 73

. 74

		http://www.cninfo.com.cn
		¬
		¬
		SINOPRO SINGAPORE PTE. LTD.
Alight		Alight Tech, Inc.
Boost		Boost Lighting, Inc.
		GOPRO TECHNOLOGY SDN.BHD.
Quantpro		Quantpro Pte.Ltd.
GOPOLY		GOPOLY TECHNOLOGY SDN. BHD.

A ¬		¬ ¬
		2025 1 1 2025 12 31
		2024 1 1 2024 12 31
		¬ ¬
LED		"Light Emitting Diode"
LED		LED ^
		LED LED LED
FPC		Flexible Printed Circuit
FPC+		FPC
SMT		“Surface Mounted Technology”
		^
UL		Underwriter Laboratories Inc. UL
CE		"Conformite Europeenne" CE
TUV		Technischer Uberwachungs Verein TUV TUV
CQC		CQC
FCC		

			300632
	XIAMEN GUANG PU ELECTRONICS CO., LTD.		
	3 C 3F-A1468		
	361005		
	2021 8 “ 608 ” “ C 13F-01 ” 2024 11 “ C 13F-01 ” “ 3 C 3F-A1468 ”		
	1800-1812		
	361101		
	http://www.goproled.com		
	gp@gpelec.cn		

	1800-1812	1800-1812
	0592-5625818	0592-5625818
	0592-5625818	0592-5625818
	gp@gpelec.cn	gp@gpelec.cn

	http://www.szse.cn
	http://www.cninfo.com.cn
	1800-1812

	22 1 10 1001-1 1001-26

	207,522,129.74	193,300,252.61	217,703,240.29	186,327,712.37
	19,568,997.76	504,114.21	24,136,602.30	-56,958,543.97
	12,537,690.71	-8,663,420.51	-2,251,953.71	-64,108,918.82
	-30,236,676.82	9,253,288.67	-316,044.52	36,114,468.44

□ ☑

1 ,

□ ☑

,

2 ,

□ ☑

,

☑ □

	2025	2024	2023	
‖	-1,655,030.52	-6,346.19	-241,527.11	
^ ˛ ^	4,200,289.50	7,126,222.24	12,903,590.35	
	55,993,114.07	11,093,894.25	42,966,922.00	
		48,657.53		
¬		24,592,397.29		

	1,578.00			
	182,406.33	-2,070,635.97	-5,506,485.13	
	8,942,742.10	6,260,733.89	7,857,066.50	
	41,842.65	-6,632.34	219,223.06	
	49,737,772.63	34,530,087.60	42,046,210.55	--

,

□ ☑

,

1 ——

,

□ ☑

1 ——

“ + + ”

AI

˜ “ 9.8 ” 26 2025 “ + ”

= ˜ IFWS SSLCHINA 2025

“ 2025 ”

2025

“ ” “ ” “ ” “ 2025

” “ + + ” “ 2025

” “ 2025 ” =

4

“ ” AI

= “ SGS AI ”

“ ” AI “ — — ”

“ ” 4.1 “

” “ ” “ ”

5

2024 2,824.97 2025

’ 2,944.05 2025 ˛

“ ”

ˆ

“ ”

( )

‘

LED

/ 30 CCC CQC UL ETL FCC DLC

CE SAA GS 1800 40%

“ 2024 ” “ 2024 ” “

” “ 2025 ” “ 2025 ” =

UL Dekra

TUV TUV LED

“ ” “ ” “ ” “

” “ ” “ ”



国家科学技术进步一等奖

( )

1

“ +

”

ODM

2

‖

——

3

10% ,

			2025	2024	
LED			3,484,119.00	3,322,063.00	4.88%
			431,287,575.46	477,025,582.83	-9.59%
		%	27.05	34.00	-6.95%
FPC+		kpcs	60,876.69	57,855.15	5.22%
			123,386,732.67	92,263,615.06	33.73%
		%	-3.90	-3.51	-0.39%

10% ,

LED	5,401,440	3,563,758	65.98%	
FPC+	160,000.00	73,537.71	45.96%	

4 ,

□ ☑

5

		2025		2024		
LED		324,728,812.06	77.46%	327,075,225.34	83.30%	-0.72%
LED	¬	34,159,915.10	8.15%	25,006,068.48	6.37%	36.61%
LED		60,337,475.86	14.39%	40,543,726.61	10.33%	48.82%
LED		419,226,203.02	100.00%	392,625,020.42	100.00%	6.78%
FPC( )		67,966,986.32	53.02%	46,713,366.17	48.91%	45.50%
FPC( )	¬	22,951,048.88	17.90%	17,809,063.28	18.65%	28.87%
FPC( )		37,276,267.63	29.08%	30,982,282.22	32.44%	20.31%
FPC( )		128,194,302.83	100.00%	95,504,711.67	100.00%	34.23%

6

☑ □

			%	= %
			100.00	100.00

			%	= %
( )			100.00	100.00
			100.00	100.00
			100.00	100.00
			100.00	100.00
SINOPRO SINGAPORE PTE.LTD.			100.00	100.00
			100.00	100.00
GOPRO TECHNOLOGY SDN.BHD.			100.00	100.00
Alight Tech Inc.			100.00	100.00
Boost Lighting Inc.			100.00	100.00
			51.00	51.00
			100.00	100.00
			100.00	100.00
			100.00	100.00
			100.00	100.00
			100.00	100.00
			100.00	100.00
			100.00	100.00
			100.00	100.00
			100.00	100.00
			100.00	100.00
			100.00	100.00
Quantpro Pte. Ltd.			100.00	100.00
			100.00	100.00
GOPOLY TECHNOLOGY SDN. BHD.			100.00	100.00

1 0

GOPOLY TECHNOLOGY SDN. BHD.	

	2025	2024		
	87,142,032.01	98,983,293.54	-11.96%	+
	61,897,619.71	59,440,374.23	4.13%	
	19,262,087.14	-7,682,469.23	350.73%	
	57,438,014.94	64,132,948.89	-10.44%	

4

☑ □

-TOF			TOF	
-				
- LED ‘	 =		LED	LED
-	 =			
-				
-			Dtof	
-				
- LED				
-	 =		5G	
- FPC FR4	 =			=
- PI	 =			=

’

	2025	2024	
	268	296	-9.46%
	18.26%	21.83%	-3.57%
	132	137	-3.65%
	11	10	10.00%
	2	3	-33.33%

30	87	110	-20.91%
30~40	123	123	0.00%

	2025	2024	2023
	57,438,014.94	64,132,948.89	62,518,384.25
	7.14%	8.00%	6.99%
	0.00	0.00	0.00
	0.00%	0.00%	0.00%
	0.00%	0.00%	0.00%

□ ☑

□ ☑

□ ☑

5

	2025	2024	
	852,940,488.25	1,082,665,086.59	-21.22%
	838,125,452.48	1,006,123,112.89	-16.70%
	14,815,035.77	76,541,973.70	-80.64%
	3,176,159,960.47	2,722,766,354.55	16.65%
	3,818,261,510.05	2,308,182,416.13	65.42%
	-642,101,549.58	414,583,938.42	-254.88%
	549,970,000.00	268,855,658.10	104.56%
	341,090,333.33	509,319,461.17	-33.03%
	208,879,666.67	-240,463,803.07	-186.87%
	-424,529,680.51	260,675,001.45	-262.86%

☑ □

1 1,481.50 6,172.69

2 -64,210.15 105,668.55

3 20,887.97 44,934.35

□ ☑

SINOPRO SINGAPORE PTE. LTD.		261,606,783.81				26,998,554.39	15.15%	

2

☑ ☐

1.	301,860,148.73	207,419.80			2,434,565,361.91	1,941,861,140.10		794,771,790.34
2.	4,610.00	5,518,908.21						5,523,518.21
3.	0.00							0.00
4.	12,500,000.00							12,500,000.00
5.	82,215,734.74	18,556,441.70			1,500,000.00			102,272,176.44
	396,580,493.47	24,282,769.71	0.00	0.00	2.QBT/P 0.24 ref56.76 363.332.28 325 >>BD3.92 r064Tf9P << 35]TJETq283.56 311 0.8042.359 23.999 reW nBT295424 Tw 9 -0 0 9 693[(3.4)13.6 (7)]TJ0 Tc 0 Tw 2 0 Td ( )TjEMC /P <</MCID			

	2025 12 31
	219,174,810.80
	7,054,391.55
ETC	3,000.00
	226,232,296.04

“

，

1 ，

☑ □

1,500,000.00	23,000,000.00	-93.48%

2 ，

□ ☑

3 ，

□ ☑

4

1 ，

□ ☑

2 ’

☑ □

1

☑ □

	600	34.73	0.35	0	532.3	533.43	33.95	0.02%
	65,239.43	0	512.7	0	65,239.43	39,243.64	25,995.79	15.05%
	65,839.43	34.73	513.05	0	65,771.73	39,777.07	26,029.74	15.07%
	22 —— 24 —— 37 ——							
’	-69.5 , 578.45							
	1 ’ 2 3 4 5 1 2 3 ,							

	, 4 5 1 2 = = 3 4 5 1 2 —— , 2 3 4 5 6 ¬
,	
,	
)	2025 04 23
)	2025 05 16

2

□ ☑

1 ,

□ ☑

2 ,

□ ☑

☑ □

10% ,

SINOPRO SINGAPORE PTE. LTD.		GOPRO TECHNOLOGY SDN. BHD.	680	370,029,898.94	154,532,946.96	340,274,923.83	25,981,795.41	22,031,839.65
			6800	290,182,793.68	110,188,555.46	167,953,699.32	-39,420,888.86	-39,569,063.94
			2600	166,909,249.45	161,296,755.28	23,237,936.96	4,490,531.99	3,258,163.86

			¬ 8000	53,345,518.18	52,778,443.94	0	10,546,786.67	9,655,801.11
			¬ 1000	15,872,837.10	5,311,037.54	290,230,258.16	-2,107,313.98	-2,107,370.71
Alight Tech Inc.			102	13,792,044.76	5,707,036.75		-1,485,599.51	-1,485,599.51
			¬ 4000	32,496,185.27	-1,131,558.76	100,667,878.09	-4,688,469.37	-4,653,539.78
			¬ 2000	142,654,107.54	111,255,745.34	17,134,302.79	-11,003,648.42	-6,383,956.01
( )			¬ 5000	68,486,283.58	17,372,904.62	16,099,323.36	-8,304,937.78	-8,309,779.76
Boost Lighting.Inc			650	26,431,259.29	-3,654,977.90	20,014,453.06	-9,906,151.44	-9,906,151.44
			1,538	109,497,913.15	94,760,141.82	5,927,437.95	-15,467,625.52	-15,429,496.85

,

□ ☑

,

1 SINOPRO SINGAPORE PTE. LTD. GOPRO TECHNOLOGY SDN. BHD.
34,027.49 10.98% 2,203.18 45.25%

2 20 “ ¬ ” 16,795.37
10.02% -3,956.91 79.61%

3 2,323.79 325.82

4 965.58

5 29,023.03 210.74

6 Alight Tech Inc. , 148.56

7 10,066.79
2.15% -465.35 15.26%

2

2025 2026

“

+ + ” “ + ”

95%

,

,

“ ”

4

5

6

2025 ( )

,

☑ □

						’
2025 04 30					2024 ’ 2025	2025 5 6 2024
2025 05 15	“ ”				2024	2025 5 16

, , 2025300BDC /C63>BDC /C_

2025 2023

,

,

□ ☑

,

,

1

		38			2024 07 25	2027 07 25	0	0	0	0	0	
		60			2012 05 26	2027 07 25	43,355,960	0	8,470,100	20,000	34,905,860	8,470,100
		69			2012 05 26	2027 07 25	68,341,491	0	0	0	68,341,491	
		60			2015 04 24	2027 07 25	201,724	0	50,000	0	151,724	50,000
		51			2021 05 18	2027 07 25	0	0	0	0	0	
		66			2024 07 25	2027 07 25	0	0	0	0	0	
		70			2024 07 25	2027 07 25	0	0	0	0	0	
		43			2021 06 10	2027 07 24	0	0	0	0	0	
		46			2018 05 10	2027 07 25	62,241	0	0	0	62,241	
		48			2021 06 10	2027 07 25	0	0	0	0	0	
	--	--	--	--	--	--	111,961,416	0	8,520,100	20,000	103,461,316	--

□ ☑

□ ☑

2 ’

,1988 , , 2011
, 2020 - 2024
( ) 2012-2015 ,2016-2017
;

1966 1987
2004 MBA 2011 2013
2019 - 1987 1988
1988 1994 1994

LED
“ LED ” LED
“ 2022 ” “
” “ ” “ 40 ” “ 30
” 38

1957 1994

2004
MBA 2012
1966 1988
1991 1996
2003 2011
2019 2020
2021 B

1975

2008 1 2012 7
2012 8 2013 12 2014 1

1960
1982-1984 8472 1987

1956 1980 2 -1996 10
1996 10 -1999 3
1999 3 -2016 3

1983 2006 2006
2008 2008
LED

1980 2003 7 2004 7 ‹
^ 2005 11 2007 6 ‹ 2007
7 2015 5 ^ 2015 8

1978 2001 2003
2004 2011
2012

, ¬
□ ☑
,
☑ □

¬					
			2011 03 01		
,					

,
☑ □

¬					
			2022 09 04		
			2021 09 25		
			2024 03 01		
			2024 12 01		
			2022 08 23		
			2023 02 06		
			2020 11 20		
			2019 11 08		
	LED		2020 08 01		
			2014 04 01		

	LED		2016 04 01		
			2011 03 14		

2017 10 16 9 0.24 0./MCID .24 0 <</M

0 15

		38			98.82	
		60			98.23	
		69			102.2	
		60			84.61	
		51			15	
		66			15	
		70			15	
		43			94.95	
		46			56.07	
		48			47.21	
	--	--	--	--	627.09	--

□ ☑

1

	7	4	3	0	0		4
	7	6	1	0	0		4
	7	7	0	0	0		4
	7	7	0	0	0		4
	7	2	5	0	0		4
	7	6	1	0	0		4
	7	5	2	0	0		4

2 ,

□ ☑

3

☑ □

,

=

=

,

	,					,	,
		1	2025 01 22	1 2024	,		
		1	2025 04 07	1 2024	,		
		1	2025 04 20	1 2024 2 2024			

				3 2024 4 2024 , 5 2024 6 < > 7 2024 , 8 ,	,		
		1	2025 04 24	1 2025 2 2025	,		
		1	2025 08 20	1 2025 2 2025	,		
		1	2025 10 17	1 2025 2 2025 3	,		

		1	2025 04 20	1 2024 2 2024 3	,		

,

□ ☑

,

1

	560
	908
	1,468
	1,468
	0
	772
	204
	352
	29
	111
	1,468
	27
	328
	347
	766
	1,468

2

“ ”

?

? ?

1

2

+ + + ?

?

?

?

?

3

2026

? ?

“ ”

4 ” ’

☑ □

”	536,561.51
”	9,675,259.97

’

,

☑ □

=

2025

2025 4 21 2025 5 16 2024

2024 2025 6 4 2024

22,684,584 282,497,036 10 1.00

28,249,703.60

=	
=	

☑ □ □

,

10	0
10	1
10	0
	294,405,317
	29,440,531.70
	0.00
	29,440,531.70
	506,616,209.12

1

	2026 04 24
	www.cninfo.com.cn 2025
	100.00%
	100.00%

		A B C D E F
	A. B. C. D.	A = B C D E F
	≥ *3% *1% ≤ *3% *1% ≥ *5% *3% ≤ *5% *3%	d *3%

	0
	0
	0

2

☑ □

2025 12 31	
,	
	2026 04 24
	www.cninfo.com.cn 2025

□ ☑

☑ □

□ ☑

,

,

☑ □

		1
1		http://220.160.52.213:10053/idp-province/#/home

,

www.cninfo.com.cn 2025 (ESG)

,

www.cninfo.com.cn 2025 (ESG)

,

1

☑ □

			1 2 3 4 5	2020 02 20		
			1 2	2020 02 20		
			1	2017 04 06		

,

□ ☑

,

“ ” ,

□ ☑

“ ”

□ ☑

□ ☑

,

☑ □

25

			%	= %
			100.00	100.00
( )			100.00	100.00
			100.00	100.00
			100.00	100.00
			100.00	100.00
SINOPRO SINGAPORE PTE.LTD.			100.00	100.00
			100.00	100.00
GOPRO TECHNOLOGY SDN.BHD.			100.00	100.00
Alight Tech Inc.			100.00	100.00
Boost Lighting Inc.			100.00	100.00
			51.00	51.00
			100.00	100.00
			100.00	100.00
			100.00	100.00
			100.00	100.00
			100.00	100.00

ʊ

1 0

GOPOLY TECHNOLOGY SDN. BHD.	

,

	116.8
	3
	3 1

□ ☑

,

☑ □

		31.80

2025 116.80 31.80

,

□ ☑

□ ☑

□ ☑

,

□ ☑

,

☑ □

1

□ ☑

2

□ ☑

3

□ ☑

4

□ ☑

5

□ ☑

6

□ ☑

7

☑ □

2025 4 21 2025

2025 4

23 2025 2025-025

1

		2025	2024
		526,019.17	1,605,447.86
	/		1,059,405.94

2 ,

□ ☑

,

3 ,

☑ □

,

1 ,

1	Boost Lighting, Inc.	ORION VENTURES I, LLC	430 Satellite Boulevard NW, Suite 101 Suwanee, Georgia 30024	2020.3.1-2023.2.28 2023.3.1-2025.2.28	73,859.46	
2	ALIGHT TECH, INC.	BREIT STONE MOUNTAIN OWNER LLC	2171 Tucker Industrial Road, Tucker, Georgia 30084	2025.8.1-2030.9.30	147,792.34	
3	GOPRO TECHNOLOGY SDN. BHD.	TN COFFEE SDN BHD	7 9, JALAN MEGA 1/9, TAMAN PERINDUSTRIAN NUSA CEMERLANG, 79200 ISKANDAR PUTERI, JOHOR,MALAYSIA	2025.1.1 - 2027.12.31	147,382.40	
4	GOPRO TECHNOLOGY SDN. BHD.	TAN KOK HEONG	25, JALAN HIJAUAN 7/4, TAMAN HORIZON HILLS, 79250 ISKANDAR PUTERI, JOHOR,MALAYSIA	2024.1.1 - 2025.12.31	5,359.36	
5	GOPRO TECHNOLOGY SDN. BHD.	KOH KIM LONG	18,18-01,18-02, JALAN NUSA PUNCAK 2, TAMAN NUSA PUNCAK, 81550 GELANG PATAH, JOHOR,MALAYSIA	2024.1.1 - 2025.12.31	7,536.60	
6	GOPRO TECHNOLOGY SDN. BHD.	TELOGIC TECHNOLOGY BERHAD	NO. 2A 2B, JALAN NUSA PUNCAK 2, TAMAN NUSA PUNCAK,79200 NUSAJAYA, JOHOR,MALAYSIA	2023.11.15 - 2025.10.30	6,699.20	
7	GOPRO TECHNOLOGY SDN. BHD.	TAN BOON KIAT	NO. 129 RESIDENSI 222,JALAN MEDINI SELATAN 9,79250 BANDAR SUNWAY ISKANDAR PUTERI, JOHOR,MALAYSIA	2024.9.1 - 2025.8.31	6,364.24	
8	GOPRO TECHNOLOGY SDN. BHD.	CHIU HANG CHUANG	B-27-03,HIJAUAN MEDINI,PERSIARAN MEDINI SENTRAL 1 BANDAR MEDINI ISKANDAR, 79250 ISKANDAR PUTERI. JOHOR,MALAYSIA	2025.6.1-2026.5.31	4,689.44	
9	GOPRO TECHNOLOGY SDN. BHD.	WESTLITE DORMITORY (JB TECHPARK) SDN BHD	No 38, Jalan Teknologi 5, Taman Teknologi Johor, 81400 Senai, Johor Darul Ta'zim, Malaysia.	2025.12.28-2026.12.27	15,073.20	

22			3 1 102#	2023.12.11- 2025.11.30 2023.12.11- 2024.1.11	34,000.00	
23			3 2 505/506/307/308#	2024.4.1- 2025.11.30 2024.4.1- 2024.4.10	5,088.00	
24			3 2 202/203#	2024.8.1- 2025.11.30	2,544.00	
25			53 A 2 203A	2025.10.15- 2027.10.14	2,488.75	
26			5 E 510	2025.1.1- 2025.12.31	15,300.00	
27		/	A#13-2-1103	2022.8.1- 2026.7.31	1,650.00	
28			A8#-1-701	2022.8.1- 2026.7.31	1,750.00	
29			B19#-2-2206	2022.11.1- 2026.10.31	1,750.00	
30			D 3	2021.1.1- 2026.10.31	123,605.00	
31			380 - 2 2204	2023.10.1- 2024.9.30 2024.10.1- 2025.1.31	280.00	
32			88 49 4901	2024.5.6- 2025.3.31	49,000.00	
33			2501-2502	2025.4.1- 2028.6.30	11,303.25	
34			200 16 1610	2024.8.1- 2027.7.31	58,101.12	
35	Quantpro Pte. Ltd.	OCBC Square Private Limited	65 CHULIA STREET #45-02 OCBC CENTRE SINGAPORE 049513	2025.7.15- 2028.7.14	51,412.11	

2 ,

						( )	
1			608 1-4	2019.9.20-2025.12.31 2019.4.20-2019.9.19	464,825.03	11,095.00	
2			608 1	2023.8.16-2026.8.14	64,125.00	1,296.00	

3

2 ,

□ ☑

4

□ ☑

,

☑ □

1 ,

☑ □

				1		2	3 = 2 / 1					ï"	
2020		2020 11 05	103,080.36	101,766.35	4,020.15	45,131.88	44.35%	0	51,357.69	50.47%	64,767.51	54,200.00 10,567.51	0
	--	--	103,080.36	101,766.35	4,020.15	45,131.88	44.35%	0	51,357.69	50.47%	64,767.51	--	0

2 ，

☑ □

				( )		(1)		(2)	(3)，(2)/(1)					
2020	2020 11 05	1. LED			48,046.12	7,246.12	128.71	7,357.62	101.54%		0	0		
2020	2020 11 05	2.			10,597.7	40.01	0	40.01	100.00%		0	0		
2020	2020 11 05	3. SMT			13,122.53	13,122.53	29.31	1,742.52	13.28%	2026 12 31	0	0		
2020	2020 11 05	4.			30,000	30,000	0	30,000	100.00%		0	0		
2020	2020 11 05	5			0	10,557.69	1,847.73	3,977.33	37.67%		0	0		
2020	2020 11 05	6			0	40,800	2,014.4	2,014.4	4.94%	2027 12 31	0	0		
				--	101,766.35	101,766.35	4,020.15	45,131.88	--	--	0	0	--	--

	--	101,766.35	101,766.35	4,020.15	45,131.88	--	--	0	0	--	--
	“ ” “SMT ” 2022 8 25 , “ ” 2024 12 31 , “SMT ” 2024 12 31 , “ ” “ ” 2025 1 6 “SMT ” 2026 12 31 2025 5 27 2025 6 13 2025 , “ ” 2027 12 31										
	“ ” “LED ” 2019 , 2024 7 5 , “ ” “LED ” “ ” “ ” 2024 7 25 2024										
,											
,											
,											
	2025 5 27 2025 6 13 2025 , “ ” 2027 12 31										
,											
	2020 12 15										

	2,831.50 “ [2020]008413 ”
，	
ï	2025 12 31 64,767.51 54,200.00 10,567.51
，	

3 ，

☑ □

		(1)	(2)	(3)=(2)/(1)		

4 ’

☑ □

,

,

,

2025

2 ——

,

, ,

□ ☑

□ ☑

，

□ ☑

，

□ ☑

□ ☑

□ ☑

2 ，

☑ □

	51,256,118.00	0.00	0.00	51,256,118.00	51,256,118	25%
	32,516,970.00	15,000.00	0.00	32,531,970	32,531,970	25%
	151,293.00	0.00	0.00	151,293	151,293	25%
	46,681.00	0.00	0.00	46,681.00	46,681	25%
	1,300	0.00	1,300.00	0		2025 1 24
	83,972,362	15,000	1,300	83,986,062	--	--

，

1 ，

□ ☑

2 ，

□ ☑

3 ’

□ ☑

’

1 ’

	23,811		21,154	= 9	0	= 9	0	=	0
5% 10 ’									
				’				“ ’	
	¬	22.39%	68,341,491.00	-	51,256,118.00	17,085,373.00		10,750,000
	¬	11.44%	34,905,860.00	-8,450,100.00	32,531,970.00	2,373,890.00		3,300,000
	¬	4.15%	12,677,006.00	-	0	12,677,006.00		0
66		1.99%	6,079,000.00	-	0	6,079,000.00		0
102		1.93%	5,879,100.00	-	0	5,879,100.00		0
	¬	1.85%	5,649,900.00	5,649,900.00	0	5,649,900.00		0
	¬	0.95%	2,893,350.00	2,472,200.00	0	2,893,350.00		0
	¬	0.67%	2,047,863.00	-2,664,917.00	0	2,047,863.00		0
	¬	0.43%	1,298,963.00	-1,580,900.00	0	1,298,963.00		0
UBS AG	¬	0.35%	1,082,423.00	276,933.00	0	1,082,423.00		0
¬ 10 ’									

4	
	66 102
/ = = ’	
10 10	22,684,584 7.43%

10 ’

	17,085,373		17,085,373
	12,677,006		12,677,006
66	6,079,000		6,079,000
102	5,879,100		5,879,1004.16 ref( )TJ

=

□ ☑

10 10

□ ☑

10 10

2 ’

	/	
’		

□ ☑

3

66			
102			
	/		
10 ’			

□ ☑

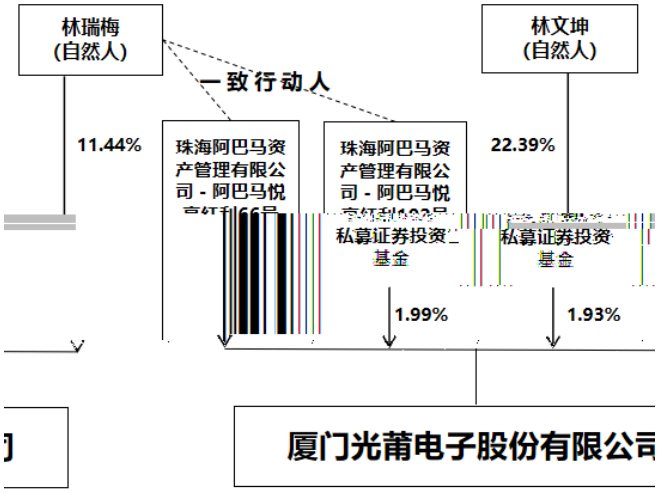
林瑞梅
(自然人)
林文坤
(自然人)
一致行动人
11.44%
珠海阿巴马资产管理有限公司 - 阿巴马悦
珠海阿巴马资产管理有限公司 - 阿巴马悦
私募证券投资基金
私募证券投资基金
22.39%
1.99%
1.93%
厦门光莆电子股份有限公司

□ ☑

4 80%

□ ☑

5 10%

□ ☑

6 ,

□ ☑

,

,

□ ☑

,

□ ☑

,

□ ☑

,

□ ☑

	2026 04 22
	[2026]361Z0377

2025 12 31

2025

2025 12

31 ’ 2025

“ ”

1

23 45

2025 80,485.33

2

1

2

3

4

2 .

3

4

,

,

5

6

. ‹	
	2026 4 22

1

	696,065,567.99	901,172,282.97
	794,771,790.34	301,860,148.73
	5,523,518.21	4,610.00
	7,864,608.56	4,942,999.87
	147,366,632.19	135,918,145.46
	14,443,566.34	6,702,561.79
	6,465,314.01	8,607,364.46

2025
4,858,892.85
9,198,381.14
318,373.96
46,295,784.27
620,537,654.33
305,181,620.00
1,033,424,065.65
249,948,550.27
5,577,250.46
86,555,526.35
587,766,661.04
1,768,556,573.23
358,221.81
1,768,914,795.04
2,389,452,449.37

545,584,683.03

	38,436,441.98	72,985,843.85
		48,693,319.06
	4,150,307.12	2,603,173.77
	1,420,935,813.20	1,249,490,885.27
	687,837,288.71	579,063,428.78
	2,500,000.00	2,500,000.00
	64,436,941.64	56,522,464.44
	10,470,079.88	11,032,106.04
	162,742,462.43	175,624,104.85
	3,283,730.52	4,599,033.48
	49,484.80	2,123,040.10
	12,562,678.64	12,551,373.31
	4,054,038.10	4,081,795.16
	3,513,077.20	1,749,326.44
	1,158,518.17	417,112.37
	952,608,300.09	850,263,784.97
	2,373,544,113.29	2,099,754,670.24
	445,263,000.00	184,124,800.00
	54,864,514.81	56,268,231.20
	93,661,017.85	104,991,529.41
	39,933,744.97	4,421,963.73
	15,500,681.04	16,565,856.59
	1,497,458.98	4,056,297.20
	3,250,529.51	4,611,523.80

	38,256.35	21,911,474.87
	10,861,507.77	2,621,266.49
	664,870,711.28	399,572,943.29
	19,000,000.00	17,000,000.00
	22,137.18	527,498.67
	3,291,423.33	3,228,905.36
	22,313,560.51	20,756,404.03
	687,184,271.79	420,329,347.32
	305,181,620.00	305,181,620.00
	1,038,779,727.82	1,038,779,727.82
	249,948,550.27	249,948,550.27
	85,730,834.83	82,212,412.61
	506,616,209.12	503,200,112.76
	1,686,359,841.50	1,679,425,322.92
	2,373,544,113.29	2,099,754,670.24

3

	2025	2024
	804,853,335.01	802,050,599.61
	804,853,335.01	802,050,599.61
	848,614,853.74	782,732,044.06
	614,534,232.00	562,957,134.38

	8,340,867.94	4,900,762.25
	87,142,032.01	98,983,293.54
	61,897,619.71	59,440,374.23
	57,438,014.94	64,132,948.89
	19,262,087.14	-7,682,469.23
	12,162,144.47	8,287,680.41
	9,337,028.30	6,731,151.89
	8,904,278.28	15,288,793.50
“ ”	31,631,975.71	33,880,467.32
	10,799,253.70	-1,081,057.29
“ - ”		
“ ”		
“ ”	23,888,604.53	5,444,862.18
“ - ”	-2,336,518.91	-2,019,373.39
“ - ”	-31,833,249.78	-9,581,322.55
“ - ”	-527,130.96	-6,346.19
“ ”	-14,033,559.86	62,325,636.42
	1,220,493.23	44,167.27
	2,165,986.46	2,114,803.24
“ ”	-14,979,053.09	60,255,000.45
	474,868.78	10,885,628.05

	2,072,109.98	4,193,860.09
1.		
2.		
3.		
4.		
5.		
6.	2,072,109.98	4,193,860.09
7.		
	-13,381,811.89	53,563,232.49
	-10,676,719.72	56,391,983.19
	-2,705,092.17	-2,828,750.70
	-0.0418	0.1710
	-0.0418	0.1710

0.00 0.00

¬ ¬ ¬

4

	2025	2024
	513,927,881.06	533,995,990.33
	394,295,289.46	383,509,356.25
	5,409,813.97	3,663,066.57
	22,820,523.50	33,975,537.86
	30,375,692.54	33,298,660.49
	41,905,369.11	50,491,859.10
	8,856,182.45	1,814,255.00
	8,102,689.32	5,831,297.36
	1,922,089.77	2,199,928.69
	6,110,685.76	10,155,335.93
“ ”	31,511,086.82	30,490,867.12
	11,271,787.53	-1,969,623.41
“ - ”		
“ ”		
“ ”	9,117,113.55	3,745,286.05
“ - ”	-2,122,325.52	-225,865.66
“ - ”	-19,891,130.66	-7,348,612.43
“ - ”	-511,350.84	-27,143.87
“ ”	34,479,089.14	64,033,122.20
	149,974.17	25,478.93
	1,142,113.32	1,166,113.51
“ ”	33,486,949.99	62,892,487.62

	213,853,668.27	189,842,608.05
	31,301,769.45	25,440,334.43
	96,813,690.92	94,320,105.79
	838,125,452.48	1,006,123,112.89
	14,815,035.77	76,541,973.70
	3,144,363,234.70	2,688,499,000.00
	31,070,271.13	34,172,260.33
	726,454.64	95,094.22
	3,176,159,960.47	2,722,766,354.55
	44,076,729.51	62,083,416.13
	3,774,184,780.54	2,246,099,000.00
	3,818,261,510.05	2,308,182,416.13
	-642,101,549.58	414,583,938.42
	549,970,000.00	243,208,000.00
		25,647,658.10
	549,970,000.00	268,855,658.10
	290,300,136.32	251,217,300.80
	38,648,431.09	121,370,754.06
	12,141,765.92	136,731,406.31
	341,090,333.33	509,319,461.17
	208,879,666.67	-240,463,803.07
	-6,122,833.37	10,012,892.40
	-424,529,680.51	260,675,001.45
	894,362,952.46	633,687,951.01
	469,833,271.95	894,362,952.46

6

	2025	2024
”	451,814,614.94	607,905,101.19
	944,785.33	5,613,508.26

7

	2025														
	305,181,620.00				1,033,424,065.65	249,948,550.27	5,577,250.46		86,555,526.35		587,766,661.04		1,768,556,573.23	358,221.81	1,768,914,795.04
	305,181,620.00				1,033,424,065.65	249,948,550.27	5,577,250.46		86,555,526.35		587,766,661.04		1,768,556,573.23	358,221.81	1,768,914,795.04
“ ”							2,072,109.98		-3,518,422.22		-44,516,955.52		-38,926,423.32	-2,705,092.17	-41,631,515.49
							2,072,109.98				-12,748,829.70		-10,676,719.72	-2,705,092.17	-13,381,811.89

1															
2															
3															
4															
								3,518,422.22		-31,768,125.82		-28,249,703.60		-28,249,703.60
1								3,518,422.22		-3,518,422.22				
2															
3										-28,249,703.60		-28,249,703.60		-28,249,703.60
4															
1															
2															

3															
4															
5															
6															
1															
2															
	305,181,620.00				1,033,424,065.65	249,948,550.27	7,649,360.44		90,073,948.57		543,249,705.52		1,729,630,149.91	-2,346,870.36	1,727,283,279.55

	2024														
	305,181,620.00				1,033,424,065.65	149,947,001.82	1,383,390.37		80,803,327.92		655,213,586.88		1,926,058,989.00	3,186,972.51	1,929,245,961.51

2															
3															
4															
						100,001,548.45			5,752,198.43		-119,645,048.94		-213,894,398.96		-213,894,398.96
1									5,752,198.43		-5,752,198.43				
2															
3											-113,892,850.51		-113,892,850.51		-113,892,850.51
4						100,001,548.45							-100,001,548.45		-100,001,548.45
1															
2															

3															
4															
5															
6															
1															
2															
	305,181,620.00				1,033,424,065.65	249,948,550.27	5,577,250.46		86,555,526.35		587,766,661.04		1,768,556,573.23	358,221.81	1,768,914,795.04

	2025										
	305,181,620.00				1,038,779,727.82	249,948,550.27			82,212,412.61	503,200,112.76		1,679,425,322.92
	305,181,620.00				1,038,779,727.82	249,948,550.27			82,212,412.61	503,200,112.76		1,679,425,322.92
“ ”									3,518,422.22	3,416,096.36		6,934,518.58
										35,184,222.18		35,184,222.18
1												
2												
3												
4												
									3,518,422.22	-31,768,125.82		-28,249,703.60

1									3,518,422.22	-3,518,422.22		
2										-28,249,703.60		-28,249,703.60
3												
1												
2												
3												
4												
5												
6												
1												
2												
	305,181,620.00				1,038,779,727.82	249,948,550.27			85,730,834.83	506,616,209.12		1,686,359,841.50

	2024										
	305,181,620.00				1,038,779,727.82	149,947,001.82			76,460,214.18	565,323,177.41		1,835,797,737.59
	305,181,620.00				1,038,779,727.82	149,947,001.82			76,460,214.18	565,323,177.41		1,835,797,737.59
“ ”						100,001,548.45			5,752,198.43	-62,123,064.65		-156,372,414.67
										57,521,984.29		57,521,984.29
						100,001,548.45						-100,001,548.45
1												
2												

									5,752,198.43	-119,645,048.94		-113,892,850.51
1									5,752,198.43	-5,752,198.43		
2										-113,892,850.51		-113,892,850.51
3												
1												
2												
3												
4												
5												
6												
1												
2												
	305,181,620.00				1,038,779,727.82	249,948,550.27			82,212,412.61	503,200,112.76		1,679,425,322.92

,

“ ” “ ”

1994 12 7

2012 5 26

2012 6 21

“ [2017]348 ” 2017 4

6 “ ” “ 300632 ”

30,518.162 91350200612261252T

3 C 3F-A1468 1800-

1812

2026 4 22 =

1

15 ——

2023

2

12

1

,

2

1 1 12 31

3

4

( )

5

☑ □

	0.1%
	0.1%
	0.5%
	15% 15%
	0.5%

6

1

2

3

7

1

,

2

“

”

10

1

2

”

=

,

3

=

4

5

12 12 12

12

12

A.

1

2

, ,

3%

1

2

1

2

,

	%
1	3.00
1-2	10.00
2-3	30.00

3-4

12

,

,

6

A.

B.

A.

B.

22 -

,

A.

B.

22 -

7

11

11

,

,

,

12

1

„

2

3

4

‘ ’

3 0 3

ĩ

3 0

ĩ

5

13

1

=

=

=

20% 20% 50% =

’

=

2

3

4

18

14

1

2

18

		%	%
	30	5.00	3.17
	50		2.00

15

1

2

		10-30	5.00	3.17-9.50
		3-10	5.00	9.50-31.67

		5-10	5.00	9.50-19.00
		20-25	5.00	3.80-4.75
		3-5	5.00	19.00-31.67

16

1

2

=

=

17

1 ,

A. ,

	50	
	5 10	
	5	

B.

,

2

¬

A.

B.

A.

B.

C.

D.

E.

18

ï

19

20

21

1

2

23

,

“ ”

“ ”

“ ”

“ ”

24 ^

1 ^

^

^

^

2 ^

^

3 ^

^

^ ^

^

^

^ ^ ^ ^ ,

^

^

^ ^

‖

^

^ ‖

‖ ,

25 /

1

A.

B.

A.

B.

2

，

A.

B.

A.

B.

3

4

26

1

12

-
-

:

- , ?
-

,

2

3

4

5

A.

B. ,

A.

-

-

B.

27

,

,

	696,065,567.99	901,172,282.97
	92,355,852.37	107,223,911.59

	2025 12 31
	93.69
	93.69
	226,232,202.35
	219,174,810.80

4

1

	5,280,779.40	3,844,431.41
	2,583,829.16	1,098,568.46
	7,864,608.56	4,942,999.87

2

	7,944,520.82	100.00%	79,912.26	1.01%	7,864,608.56	4,976,976.21	100.00%	33,976.34	0.68%	4,942,999.87
1.	5,280,779.40	66.47%			5,280,779.40	3,844,431.41	77.24%			3,844,431.41
2.	2,663,741.42	33.53%	79,912.26	3.00%	2,583,829.16	1,132,544.80	22.76%	33,976.34	3.00%	1,098,568.46
	7,944,520.82	100.00%	79,912.26	1.01%	7,864,608.56	4,976,976.21	100.00%	33,976.34	0.68%	4,942,999.87

	2,663,741.42	79,912.26	3.00%
	2,663,741.42	79,912.26	

□ ☑

3 ,

,

	33,976.34	45,935.92				79,912.26
	33,976.34	45,935.92				79,912.26

□ ☑

4

5

		3,968,794.71
		3,968,794.71

6 ’

5

1

1 1	149,747,795.70	137,032,296.80
1 2	2,401,989.69	3,842,993.80
2 3	1,609,028.38	1,938,709.25
3	4,201,665.93	3,082,654.00
3 4	1,461,954.94	640,688.38
4 5	399,272.48	2,389,521.45
5	2,340,438.51	52,444.17
	157,960,479.70	145,896,653.85

2

3 ，

，

	5,441,532.93	640,199.17		323,423.44		5,758,308.66
	4,536,975.46	923,466.99		785,179.02	160,275.42	4,835,538.85
	9,978,508.39	1,563,666.16		1,108,602.46	160,275.42	10,593,847.51

4 ，

	1,108,602.46

5 ，

	29,074,827.66	0.00	29,074,827.66	18.41%	872,244.82
	10,036,792.61	0.00	10,036,792.61	6.35%	301,103.78
	8,799,919.33	0.00	8,799,919.33	5.57%	263,997.58
	7,274,766.90	0.00	7,274,766.90	4.61%	218,243.01
	6,761,229.68	0.00	6,761,229.68	4.28%	202,836.85
	61,947,536.18	0.00	61,947,536.18	39.22%	1,858,426.04

6

1

	14,443,566.34	6,702,561.79
	14,443,566.34	6,702,561.79

2

3

	30,818,415.13	
	30,818,415.13	

7

	11,388,141.93	7,229,408.22
	11,388,141.93	7,229,408.22

1

1 ,

	11,703,629.92	5,524,411.97
	1,301,684.20	214,160.58
مضي	1,175,300.54	959,948.00
	154,682.54	869,509.63
	0.00	521,632.15
	376,930.46	2,183,760.98
	14,712,227.66	10,273,423.31

2

1 1	9,916,621.51	5,782,530.74
1 2	876,834.81	1,395,187.31
2 3	1,266,814.92	515,782.73
3	2,651,956.42	2,579,922.53
3 4	391,722.35	633,644.89
4 5	606,180.80	353,263.59
5	1,654,053.27	1,593,014.05
	14,712,227.66	10,273,423.31

3

☑ □

	300,000.00	2.04%	300,000.00	100.00%	0.00	734,539.92	7.15%	734,539.92	100.00%	0.00
	300,000.00	2.04%	300,000.00	100.00%	0.00	734,539.92	7.15%	734,539.92	1,000.00%	0.00

,

□ ☑

4 ,

,

	734,539.92		1,578.00	432,961.92		300,000.00
	2,309,475.17	728,494.83			-13,884.27	3,024,085.73
	3,044,015.09	728,494.83	1,578.00	432,961.92	-13,884.27	3,324,085.73

5 ,

	432,961.92

6 ,

COMPASS WOOL PROCESSORS SDN BHD		2,953,303.77	1	20.07%	88,599.11
( )		1,301,684.20	1	8.85%	39,050.53
		1,075,680.36	1 :1,025,680.36 1-2 :50,000.00	7.31%	35,770.41
TENAGA NASIONAL BERHAD		885,933.79	1 :681,156.27 5 :204,777.52	6.02%	225,212.21
BREIT STONE MOUNTAIN OWNER LLC		834,030.87	1	5.67%	25,020.93
		7,050,632.99		47.92%	413,653.19

7

8

1

1	5,524,727.93	85.45%	7,753,760.23	90.08%
1 2	419,520.23	6.49%	364,208.72	4.23%
2 3	83,939.35	1.30%	335,627.73	3.90%
3	437,126.50	6.76%	153,767.78	1.79%
	6,465,314.01		8,607,364.46	

2 ,

	2025 12 31	(%)
	730,743.37	11.30
	648,624.17	10.03
	542,143.04	8.39
	487,534.22	7.54
	212,914.55	3.29
	2,621,959.35	40.55

9

1

	62,889,079.94	25,926,113.65	36,962,966.29	64,073,361.18	11,871,522.83	52,201,838.35
	6,568,667.04		6,568,667.04	8,933,026.13		8,933,026.13
	63,166,652.61	21,774,883.53	41,391,769.08	63,642,911.00	16,100,305.23	47,542,605.77
	52,184.32		52,184.32	12,382,849.45		12,382,849.45
	43,336,216.64	1,415,303.49	41,920,913.15	42,079,942.16	858,637.37	41,221,304.79
	954,009.74		954,009.74	3,067,208.81		3,067,208.81
	176,966,810.29	49,116,300.67	127,850,509.62	194,179,298.73	28,830,465.43	165,348,833.30

2

3

	11,871,522.83	14,496,478.61	3,860.81	445,748.60		25,926,113.65
	16,100,305.23	7,246,387.36		1,496,039.24	75,769.82	21,774,883.53
	858,637.37	936,429.92		379,763.80		1,415,303.49
	28,830,465.43	22,679,295.89	3,860.81	2,321,551.64	75,769.82	49,116,300.67

4

5

10

		89,970,985.73
		89,970,985.73

11

	71,077,249.98	70,278,444.45
	18,012,041.11	24,660,379.79
	4,957,055.93	3,763,554.08
	473,752.93	
	94,520,099.95	98,702,378.32

12

1 ,

				89,970,985.73		89,970,985.73
				-89,970,985.73		-89,970,985.73
				0.00	0.00	

2

						15,000,000.00	3.00%	3.00%	2025 10 25	
						15,000,000.00	3.35%	3.35%	2025 01 18	
						15,000,000.00	3.45%	3.45%	2025 05 03	
						30,000,000.00	2.60%	2.60%	2025 07 13	
						75,000,000.00				

14

(“ ”)	64,896,078.18			4,782,509.58	11,271,787.53			1,225,583.62				70,159,772.51
(“ ”)	4,121,862.35				-471,944.60							3,649,917.75
(“ ”)	3,502,055.91				-589.23							3,501,466.68

15

	102,272,176.44	82,215,734.74
	102,272,176.44	82,215,734.74

16

1

☑ □

1.	14,056,221.50	5,999,887.57		20,056,109.07
2.				
1				
2 \ \				
3				
3.				
1				
2				
4.	14,056,221.50	5,999,887.57		20,056,109.07
1.	7,047,633.67	1,976,369.36		9,024,003.03
2.	445,113.68	116,912.48		562,026.16
1				
3.				
1				
2				
4.	7,492,747.35	2,093,281.84		9,586,029.19
1.				
2.				
1				
3.				
1				
2				

4.				
1.	6,563,474.15	3,906,605.73		10,470,079.88
2.	7,008,587.83	4,023,518.21		11,032,106.04

□ ☑

□ ☑

2

□ ☑

3

4 ,

,

17

	367,794,113.11	383,127,495.01
	367,794,113.11	383,127,495.01

1 ,

1.	193,156,379.90	370,140,616.28	9,502,309.16		16,534,643.51	589,333,948.85
2.	644,611.29	31,587,102.45	332,065.74	3,577,916.49	4,971,649.40	41,113,345.37
1	73,365.42	7,074,716.03	211,720.71	1,208,770.90	3,711,967.68	12,280,540.74
2	571,245.87	24,177,048.63	72,739.80	2,369,145.59	1,251,061.96	28,441,241.85
3						
4		335,337.79	47,605.23		8,619.76	391,562.78
3.		9,049,977.49	263,690.63		1,121,058.77	10,434,726.89
1		8,411,447.35	263,690.63		1,121,058.77	9,796,196.75

2 -		638,530.14				638,530.14
4.	193,800,991.19	392,677,741.24	9,570,684.27	3,577,916.49	20,385,234.14	620,012,567.33
1.	57,440,819.17	127,652,511.08	7,052,655.24		14,060,468.35	206,206,453.84
2.	6,635,156.89	35,507,763.25	964,660.84	114,706.91	1,455,115.82	44,677,403.71
1	6,635,156.89	35,416,331.04	943,791.70	114,706.91	1,448,856.80	44,558,843.34
2		91,432.21	20,869.14		6,259.02	118,560.37
3.		6,297,888.82	22,963.05		844,692.04	7,165,543.91
1		6,081,807.92	22,963.05		844,692.04	6,949,463.01
2 -		216,080.90				216,080.90
4.	64,075,976.06	156,862,385.51	7,994,353.03	114,706.91	14,670,892.13	243,718,313.64
1.						
2.		8,499,589.38			551.20	8,500,140.58
1		8,499,589.38			551.20	8,500,140.58
3.						
1						
4.		8,499,589.38			551.20	8,500,140.58
1.	129,725,015.13	227,315,766.35	1,576,331.24	3,463,209.58	5,713,790.81	367,794,113.11
2.	135,715,560.73	242,488,105.20	2,449,653.92		2,474,175.16	383,127,495.01

2 ,

	10,157,830.56	2,150,279.46	1,272,551.10	6,735,000.00	

3

	377,590.14

4 ,

5 ,

☑ □

ï

☑ □

FPC	47,313,344.84	38,813,204.26	8,500,140.58			,
	47,313,344.84	38,813,204.26				

5GWH 2GWH	1,704,395.08		1,704,395.08	1,704,395.08		1,704,395.08
	820,273.14		820,273.14			0.00
	25,359,780.89	653,813.31	24,705,967.58	39,581,170.09		39,581,170.09

2 ,

	60,000,000.00	22,442,676.51	18,457,343.13	29,205,776.08		11,694,243.56	80.00%	80%				
	19,300,000.00		14,523,019.16	11,023,851.56		3,499,167.60	87.00%	87%				
	220,000,000.00	7,431,863.22	256,637.17	5,362,832.54		2,325,667.85	31.00%	31%				
	200,000,000.00	3,403,201.80		1,230,088.49		2,173,113.31	44.00%	44%				
	499,300,000.00	33,277,741.53	33,236,999.46	46,822,548.67	0.00	19,692,192.32						

3 ,

	0.00	653,813.31	0.00	653,813.31	
	0.00	653,813.31	0.00	653,813.31	--

4 ,

☑ □

ï

☑ □

4.			
1.	31,935,583.42		31,935,583.42
2.	11,334,898.88	55,222.14	11,390,121.02

2 ’

□ ☑

20

1 ’

1.	14,309,717.45	110,000.00		7,042,006.20	21,461,723.65
2.		650,000.01		9,698.72	659,698.73
1		650,000.01		9,292.04	659,292.05

	9,807,352.02	644,583.32		3,207,880.12	13,659,815.46
	10,108,022.14			3,736,951.55	13,844,973.69

0.00%

]

,

,

,

]

	36,100,256.78					36,100,256.78

36,100,256.78

□ ☑

ี

5

5 ,

□ ☑

22

	11,228,208.90	2,006,319.11	4,457,829.03		8,776,698.98
	844,863.61	14,085,388.22	1,586,331.83		13,343,920.00

	42,238,547.01	5,648,909.19	17,982,746.76	2,644,612.72
	19,685,967.02	3,163,597.35	21,894,605.95	3,474,881.33
	1,235,472.51	180,663.39	5,891,542.43	506,881.14
	63,159,986.54	8,993,169.93	45,768,895.14	6,626,375.19

3

	8,111,936.32	30,465,760.15	6,308,001.23	26,290,359.08
	8,111,936.32	881,233.61	6,308,001.23	318,373.96

4

	46,346,236.95	2,464,749.45
	110,559,239.91	60,850,321.78
	156,905,476.86	63,315,071.23

5

2025		15,345.01	
2026	2,338,656.14	3,169,167.97	
2027	6,461,412.76	6,501,247.76	
2028	367,400.97	1,577,072.67	
2029	1,211,154.19	10,508,264.00	
2030	50,230,957.86		
	49,949,657.99	39,079,224.37	Boost
	110,559,239.91	60,850,321.78	

24

25

				,				,
	226,232,296.04	226,232,296.04	/		6,809,330.51	6,809,330.51	/	
	3,968,794.71	3,968,794.71			3,659,044.01	3,659,044.01		
	230,201,090.75	230,201,090.75			10,468,374.52	10,468,374.52		

26

1

	533,981,590.42	210,895,279.52
	322,721.96	142,018.06
	534,304,312.38	211,037,297.58

2 ,

2025 12 31 ,

27

	388,339.58	
	388,339.58	

28

	63,043,901.61	61,268,231.20
	63,043,901.61	61,268,231.20

0.00

29

1

	106,997,071.19	117,637,624.02
	27,459,746.69	26,014,019.87
	945,074.48	2,704,935.74
	135,401,892.36	146,356,579.63

2 1

	9,319,999.99	
	9,319,999.99	

3 ,

□ ☑

30

	9,900,552.72	9,907,753.89
	9,900,552.72	9,907,753.89

1

1

	1,415,393.30	5,061,738.65
	8,485,159.42	4,846,015.24
	9,900,552.72	9,907,753.89

2 1

31

	669,722.33	494,110.03
	130,951.74	135,077.03

38

^	9,198,381.14	3,280,600.00	2,630,076.29	9,848,904.85	
	9,198,381.14	3,280,600.00	2,630,076.29	9,848,904.85	

39

		+ -					
	305,181,620.00						305,181,620.00

40

	1,030,737,092.90			1,030,737,092.90
	2,686,972.75			2,686,972.75
	1,033,424,065.65			1,033,424,065.65

41

	249,948,550.27			249,948,550.27
	249,948,550.27			249,948,550.27

42

	5,577,250.46	2,072,109.98				2,072,109.98		7,649,360.44
	5,577,250.46	2,072,109.98				2,072,109.98		7,649,360.44
	5,577,250.46	2,072,109.98				2,072,109.98		7,649,360.44

43

	86,555,526.35	3,518,422.22		90,073,948.57
	86,555,526.35	3,518,422.22		90,073,948.57

,

10

44

	587,766,661.04	655,213,586.88
	587,766,661.04	655,213,586.88
	-12,748,829.70	52,198,123.10
	3,518,422.22	5,752,198.43
	28,249,703.60	113,892,850.51
	543,249,705.52	587,766,661.04

1 0.00

2 0.00

3 0.00

4 0.00

5 0.00

45

	793,456,353.40	612,184,420.63	788,018,167.53	557,112,201.39
	11,396,981.61	2,349,811.37	14,032,432.08	5,844,932.99
	804,853,335.01	614,534,232.00	802,050,599.61	562,957,134.38

☑ □

		,		,
	804,853,335.01		802,050,599.61	
	11,396,981.61		14,032,432.08	

	1.42%		1.75%	
1	11,396,981.61		14,032,432.08	
	11,396,981.61		14,032,432.08	
	0.00		0.00	
	793,456,353.40		788,018,167.53	

48

	40,147,887.50	40,796,318.45
	29,381,419.58	34,095,978.78
	3,162,024.69	4,970,827.44
	2,694,121.33	1,384,524.03
	2,428,366.86	2,837,997.64
	9,328,212.05	14,897,647.20
	87,142,032.01	98,983,293.54

49

¬	43,212,984.16	44,559,608.07
	5,407,136.17	8,268,610.39
	3,788,609.56	5,414,122.41
	2,119,589.58	2,883,829.87
	765,163.89	893,123.49
	2,144,531.58	2,113,654.66
	57,438,014.94	64,132,948.89

50

	12,162,144.47	8,287,680.41
	1,637,252.64	754,685.71
	9,337,028.30	6,731,151.89
	2,825,116.17	1,556,528.52
	15,615,340.78	-9,829,030.80
	821,630.19	590,033.05
	19,262,087.14	-7,682,469.23

51

^	6,479,628.17	12,710,286.54
	142,248.97	91,423.43
	2,149,671.00	2,487,083.53
	132,730.14	
	8,904,278.28	15,288,793.50

52

	164,786.02	-10,822,252.56
	18,556,441.70	16,215,734.74
	5,167,376.81	51,380.00
	23,888,604.53	5,444,862.18

53

	10,799,253.70	-1,081,057.29
	15,135,429.46	35,482,180.47
	607,745.52	2,750,471.84
	5,089,547.03	-3,279,818.52
		8,690.82
	31,631,975.71	33,880,467.32

54

	-45,935.92	-17,922.58
	-1,563,666.16	-1,599,595.76
	-726,916.83	-401,855.05
	-2,336,518.91	-2,019,373.39

55

	-22,679,295.89	-9,581,322.55
	-8,500,140.58	
	-653,813.31	
	-31,833,249.78	-9,581,322.55

56

	-546,079.60	-634,131.33
	18,948.64	627,785.14
	-527,130.96	-6,346.19

57

	740,875.65	5,260.15	740,875.65
	289,803.50	2,000.00	289,803.50
	189,814.08	36,907.12	189,814.08
	1,220,493.23	44,167.27	1,220,493.23

58

	48,498.65	1,070,006.73	48,498.65
	1,127,899.56		1,127,899.56
	789,848.46	963,118.29	789,848.46
	199,739.79	81,678.22	199,739.79
	2,165,986.46	2,114,803.24	2,165,986.46

59

1

	4,087,410.20	17,451,670.60
	-3,612,541.42	-6,566,042.55
	474,868.78	10,885,628.05

2

	-14,979,053.09
/	-2,246,857.98
	-3,464,429.09
	958,544.12
	-293,579.05
	593,236.98
	-23,016.70
	13,299,722.67
	-8,348,752.17
	474,868.78

60

42

61

1

)HC-Ì¡,3ÊÔ

		100,001,548.45
		21,776,654.40
	12,141,765.92	14,953,203.46
	12,141,765.92	136,731,406.31

,

☑ □

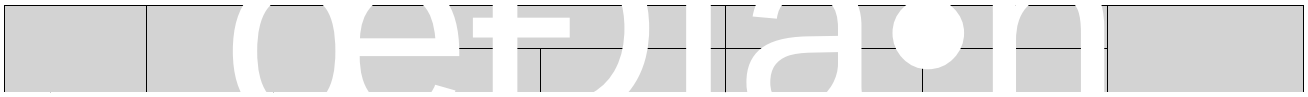

“ ”	-4,175,401.07	-6,800,339.01
“ ”	562,859.65	234,296.46
“ ”	14,890,936.80	-21,156,694.29
“ ”	-22,831,913.35	46,754,124.20
“ ”	-23,709,682.96	-25,322,005.46
	14,815,035.77	76,541,973.70
2		
3 ’		
	469,833,271.95	894,362,952.46
	894,362,952.46	633,687,951.01
	-424,529,680.51	260,675,001.45

2

	469,833,271.95	894,362,952.46
	40,754.40	11,421.97
	441,559,317.90	892,304,095.85
	28,233,199.65	2,047,434.64
	469,833,271.95	894,362,952.46

3

	2025 12 31	2024 12 31
	437,126.59	690,836.67

	2025 12 31	2024 12 31
	225	225
	45	45

Quantpro Pte.Ltd					
GOPRO TECHNOLOGY SDN.BHD.					
GOPOLY TECHNOLOGY SDN. BHD.					

64

1

☑ □

□ ☑

☑ □

	2025
	891,279.64
	1,637,252.64
	12,953,839.87

2

¬

☑ □

	6,220,090.53	
	6,220,090.53	

¬

□ ☑

☑ □

	931,302.75	
	925,969.42	
	904,233.29	
	868,571.43	

	891,428.57	
	4,800,000.00	

49

1

,

1 0

GOPOLY TECHNOLOGY SDN. BHD.	

1

1

	68,000,000.00				75.00%	25.00%	
	15,380,000.00				100.00%		
	10,000,000.00				100.00%		
	26,000,000.00				100.00%		
	40,000,000.00				100.00%		
	5,000,000.00				100.00%		
Alight	1,020,000.00				100.00%		
Boost	6,500,000.00				70.00%	30.00%	
	6,000,000.00					51.00%	
	6,800,000.00				100.00%		
	8,350,000.00					100.00%	
	106,000,000.00					100.00%	
	36,000,000.00					100.00%	
	6,000,000.00				100.00%		
	80,000,000.00				100.00%		
	10,000,000.00					100.00%	
	20,000,000.00				100.00%		
	10,060,000.00				100.00%		

	100,000.00					100.00%	
	50,000,000.00				100.00%		
	60,000,000.00				100.00%		
	10,000,000.00					100.00%	
Quantpro	8,000,000.00					100.00%	
	1,000,000.00					100.00%	
GOPOLY	6,383,750.00					100.00%	

2

1

				49.83%		

2

	/	/
	10,863,618.24	12,984,024.81
	129,815,736.11	117,012,548.04
	140,679,354.35	129,996,572.85
	524,750.86	453,131.82
	524,750.86	453,131.82
	140,154,603.49	129,543,441.03
	69,844,504.95	64,556,548.86
--		
--		
--		
	70,159,772.51	64,896,078.18
	22,618,714.43	-3,952,376.61
	1,225,583.62	148,735.88

^

1 ^

□ ☑

^

□ ☑

2 ^

☑ □

		^					/
	9,198,381.14	3,280,600.00		2,630,076.29		9,848,904.85	

3 ^

☑ □

	6,479,628.17	12,710,286.54
	574,309.83	1,968,695.73
	7,053,938.00	14,678,982.27

1

,

,

1.

,

, ,

Ù

1

:

,

,

2

,

,

3

12

( )

12

12

12

39.22% 48.57%

47.92% 24.14%

2.

2025 12 31

	534,304,312.38	1
	63,043,901.61	1

	135,401,892.36	1
	9,900,552.72	1
	27,394,301.83	1
	3,968,794.71	1
	19,000,000.00	1
	21,298,541.69	1
	814,312,297.30	

3.

1

2025 12 31

	2025 12 31					
	30,258,818.12	212,683,180.80	797,797.32	6,570,259.83	102,521,144.26	92,599,147.92
	7,210,352.42	50,680,125.09	188,487.63	1,552,289.88		
	147,755.31	1,038,542.52			63,360.00	57,228.02
	105,964.74	744,804.96				
	35,732.68	251,157.86				

	2025 12 31					
	1,197,030.63					

=

,

2025 12 31 ,

50 283.99

1

	--	--	--	--
	8,140.00	800,287,168.55		800,295,308.55
1.	8,140.00	800,287,168.55		800,295,308.55
3	8,140.00	5,515,378.21		5,523,518.21
4		794,771,790.34		794,771,790.34
			12,500,000.00	12,500,000.00
			14,443,566.34	14,443,566.34
			102,272,176.44	102,272,176.44
	8,140.00	800,287,168.55	129,215,742.78	929,511,051.33
		388,339.58		388,339.58
		388,339.58		388,339.58
		388,339.58		388,339.58
	--	--	--	--

2 ,

3

1 ’

’

		(%)	= (%)
	¬	11.44	11.44
	¬	22.39	22.39

¸ 66

¸ 102 ¬ 37.75%

=

2 ’

’

3 ’

’

	40%
	20%
	49.8339%

4 ’

	¬ 2025.1
“ ”	¬ ˅
	40%
	¬ ˅

Ô Ï × ê â Ž × f‚$ Nò—rT $ 2 d : â Ž × f‚@S D

5 ’

1 ״

/ ״ ’

		526,019.17	20,000,000.00		1,605,447.86
	/ ״	0.00	0.00		1,059,405.94

/ ״ ’

		643,019.47	40,347.79

6

1

		0.00	144,265.25
		353.98	353.98

1

2025 12 31

2

1

1 *

1

1

1

1

1 1	395,816,268.36	280,140,585.75
1 2	37,388,262.65	16,891,702.67
2 3	2,557,211.10	17,139,958.11
3	2,968,471.69	8,821,303.63
3 4	368,780.18	6,488,103.95
4 5	266,491.83	2,333,199.68
5	2,333,199.68	
	438,730,213.80	322,993,550.16

2

	4,347,794.41	0.99%	4,347,794.41	100.00%		3,459,814.11	1.07%	3,414,024.47	98.68%	45,789.64
	434,382,419.39	99.01%	2,103,280.47	0.48%	432,279,138.92	319,533,736.05	98.93%	1,690,132.58	0.53%	317,843,603.47

5 ,

	344,301,073.48	0.00	344,301,073.48	78.48%	
	13,057,505.22	0.00	13,057,505.22	2.98%	
	12,500,332.32	0.00	12,500,332.32	2.85%	375,009.98
	10,036,792.61	0.00	10,036,792.61	2.29%	301,103.78
	8,799,919.33	0.00	8,799,919.33	2.01%	263,997.58
	388,695,622.96	0.00	388,695,622.96	88.61%	940,111.34

2

	20,917,674.73	15,980,385.26
	20,917,674.73	15,980,385.26

1

1 ,

	17,219,369.58	12,010,000.00
	2,474,921.04	2,676,069.75
	1,301,684.20	214,160.58

3

	300,000.00	1.35%	300,000.00	100.00%	0.00	300,000.00	1.76%	300,000.00	100.00%	0.00
	21,888,769.40	98.65%	971,094.67	4.44%	20,917,674.73	16,697,240.38	98.24%	716,855.12	4.29%	15,980,385.26
	17,219,369.58	77.60%			17,219,369.58	12,010,000.00	70.66%			12,010,000.00
	4,669,399.82	21.04%	971,094.67	20.80%	3,698,305.15	4,687,240.38	27.58%	716,855.12	15.29%	3,970,385.26
	22,188,769.40	100.00%	1,271,094.67	5.73%	20,917,674.73	16,997,240.38	100.00%	1,016,855.12	5.98%	15,980,385.26

	300,000.00	300,000.00	300,000.00	300,000.00	100.00%	
	300,000.00	300,000.00	300,000.00	300,000.00		

,

□ ☑

4 ,

,

	300,000.00					300,000.00
	716,855.12	254,239.55				971,094.67
	1,016,855.12	254,239.55	0.00	0.00	0.00	1,271,094.67

5 ,

6 ,

		5,322,108.08	1 3,514,303.05 1-2 1,807,805.03	23.99%	
		5,240,000.00	1 992.37 2-3 2,090,945.39 3-4 3,148,062.24	23.62%	
		4,710,000.00	1 650,100.00 1-2 4,059,900.00	21.23%	
		1,710,000.00	1 1,002,206.11 1-2 707,793.89	7.71%	
		1,301,684.20	1	5.87%	39,050.53
		18,283,792.28		82.42%	39,050.53

3

	617,677,516.20		617,677,516.20	514,167,350.60		514,167,350.60
	70,159,772.51		70,159,772.51	64,896,078.18		64,896,078.18
	687,837,288.71		687,837,288.71	579,063,428.78		579,063,428.78

1

	55,622,926.65						55,622,926.65	
	68,417,694.00		35,298,620.00				103,716,314.00	
	8,783,941.46						8,783,941.46	
	152,952,332.01						152,952,332.01	
	40,000,000.00						40,000,000.00	
	19,983,988.00						19,983,988.00	
	1,000,000.00						1,000,000.00	
	6,000,000.00						6,000,000.00	
	42,000,000.00		2,500,000.00				44,500,000.00	
	119,406,468.48						119,406,468.48	
			26,000,000.00				26,000,000.00	
BOOST			32,376,685.60				32,376,685.60	
Alight			7,334,860.00				7,334,860.00	
	514,167,350.60		103,510,165.60				617,677,516.20	

2

	64,896,078.18			4,782,509.58	11,271,787.53			1,225,583.62			70,159,772.51	
	64,896,078.18			4,782,509.58	11,271,787.53			1,225,583.62			70,159,772.51	
	64,896,078.18			4,782,509.58	11,271,787.53			1,225,583.62			70,159,772.51	

□ ☑

□ ☑

4

	503,376,732.02	390,478,958.64	523,061,260.85	381,146,284.96
	10,551,149.04	3,816,330.82	10,934,729.48	2,363,071.29
	513,927,881.06	394,295,289.46	533,995,990.33	383,509,356.25

0.00

5

	11,271,787.53	-1,969,623.41
	11,375,746.34	34,257,590.84
	444,759.42	1,474,027.39
		8,690.82
	-581,206.47	-3,279,818.52

□ ☑

，

1 ——

，

□ ☑

2

		/	/
	-0.73%	-0.0418	-0.0418
	-3.57%	-0.2048	-0.2048

3

1 ，

□ ☑

2 ，

□ ☑

3

□ ☑